

# Movelite 35

## Curtain Motor

# An accessible and elegant curtain motorisation solution with the essential features

### PRODUCT MAIN FUNCTIONALITIES



RECOMMENDED TO SET WITH:  
Universal test lead  
(ref. 9015971)



**Available in multiple technologies**  
RTS, WT, DCT\*



**Touch Motion**  
(RTS & DCT)



**Automatic end Limits**



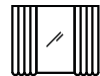
**Adjustable end Limits** (RTS & DCT)

**Manual Override**

**Manual operation in case of power failure**



**Open, Close, Stop & My Position**  
(RTS & DCT)



**Compatible with 1-way and 2-way openings**



**Compatible with Connexoon Window RTS for App & voice control** (Movelite RTS)



**Compatible with Glydea Track & Accessories**

\*Capable of converting to Somfy DCT technology. Refer to DCT conversion wiring diagram (page 3).

## COMPATIBLE END PRODUCTS



Curtain

**Movelite 35**  
Curtain Motor

## BENEFITS FOR PROFESSIONALS

### Reliable and minimalistic

- A curtain motor solution with the essential functions
- Suitable for residential and commercial projects

### Adaptive and effective

- Compatible with multiple technologies (WT/RTS/DCT\*) to meet varying needs and applications
- Curtain weight up to 35kg

### Flexible Installation

- Available with optional inline connector for ease of programming

## PERFORMANCE

Somfy Technology	RTS	WT* (optional DCT)
Curtain Maximum Weight	35kg	35kg
Nominal Torque (nm)	0.6	0.6
Linear Speed (cm/s)	15	15
Sound Level (dBA)	41	41
Radio Frequency (MHz)	433,42	N/A
Adjustable Limits	Yes	WT: No DCT: Yes
Touch Motion	Yes	WT: No DCT: Yes
Soft Start, Soft Stop	No	No
Compatible with Glydea RS485 Module (1870275)	No	No
Option to change the cable output direction*	No	No
Item Number without Inline Connector	1240239	1240237
Item Number with Inline Connector	1245732	1245733
Tandem Operation Available	N/A	WT: No DCT: No
Max Track Length (m)	10	10
Compatible with Glydea Ultra Track & Curtain Accessories	Yes	Yes
Dedicated RTS Wall Mounts for Curtain	Smooove 1 Open/Close Black RTS [1811009] Smooove 1 Open/Close White RTS [1811011] [Frame not included; Frame sold separately]	

## BENEFITS FOR END USERS

### Elegance and comfort

- An accessible curtain motor solution which provides the essential features

### Smart and Simple

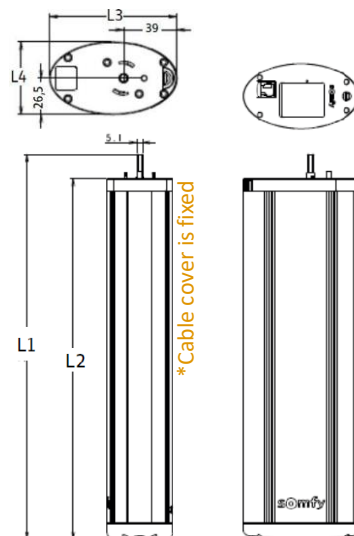
- Movelite WireFree RTS is compatible with Connexoon Window RTS for App control or add a Google Assistant or an Amazon Alexa for voice control

## TECHNICAL DATA

Thermal Time	2.5 Mins
Supply	AC
Index Protection Rating	IP30
Limit Switch Unit	Electronic
Temperature Working Range	0°C to +60°C
Electric Insulation	Class I

## DIMENSIONS

L1	283mm
L2	263mm
L3	93mm
L4	53mm



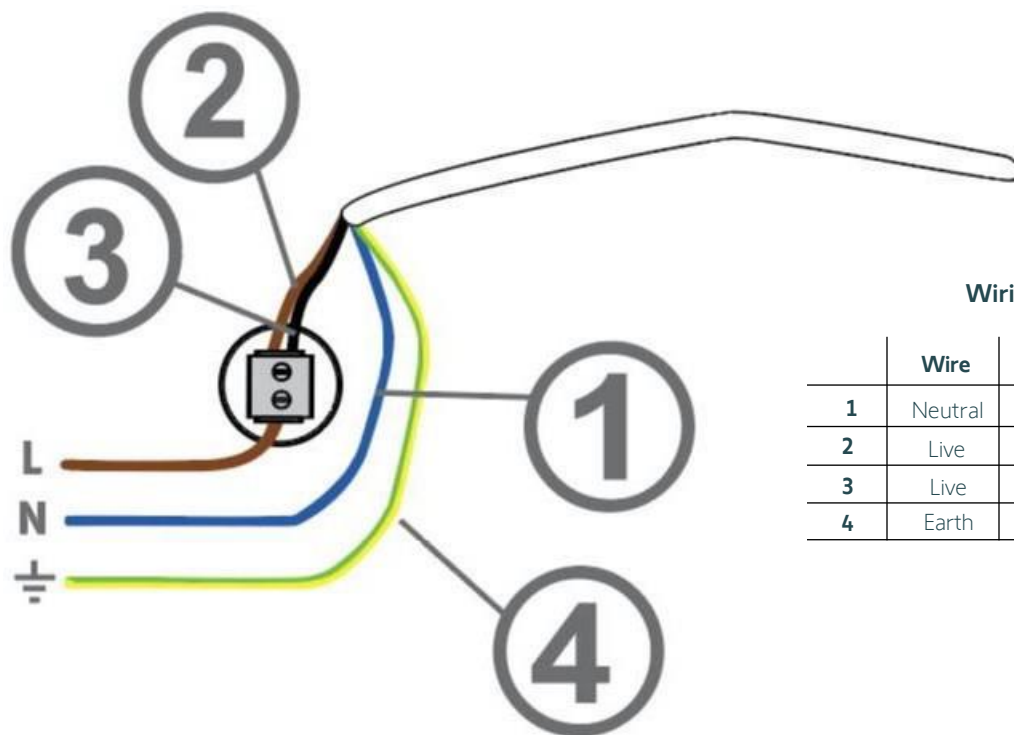
**somfy**

## CONVERTING MOVELITE WT TO MOVELITE DCT

### Conversion Instructions

WT Motors (AC Switching): You can switch from a WT Control mode (AC Switching) to Dry Contact Switching (DCT), by Connecting the Black and Brown Wires permanently to live .

### Conversion Wiring Diagram



Wiring Key

	Wire	100V – 240V
1	Neutral	Blue
2	Live	Brown
3	Live	Black
4	Earth	Yellow / Green

**NOTE:** Once the conversion to DCT is complete, a **DCT setting tool [Ref # 9014599]** is required to complete the control settings (i.e.: Set limits, control and reset). **Data cable sold separately [9015443]**.



Once converted to a DCT motor, the motor can only be reset using the DCT Setting tool [9014599]. Refer to Movelite DCT manual for further information and instructions.



**Converting a Movelite WT motor to Movelite DCT motor must only be undertaken by a qualified electrician. For further information, please contact the Somfy Technical Support Team.**

## Compatible Curtain Accessories

Curtain Accessory	Silent Accessory White	Heavy Duty White	Heavy Duty Black
ROTATING EYE RUNNER			9026941
HIGH PERFORMING ROTATING RUNNER	1782921	1781415	9026932
RIPPLE RUNNER 1 7/8" (48mm)	9027594	1780901	
RIPPLE RUNNER 2 1/8" (54mm)	9027593	1780902	9026938
RIPPLE RUNNER 2 3/8" (60mm)	9027592	1780903	9026939
RIPPLE RUNNER W/EYELET 60MM	9027591	1782310	9028569
RIPPLE RUNNER W/EYELET 80MM	9027590		
RIPPLE FOLD RUNNER FIXING	9027657		
MASTER CARRIER	1782922	1781344	
DRIVE PULLEY ASSEMBLY		1780945	9026933
SMALL PULLEY ASSEMBLY		1782318	9026927
PULLEY ASSEMBLY		1780897	
PULLEY COVER		1780898	9026931
MOTOR HOOK		1780895	9026928
MOTOR HOOK WITH SNAP		1780905	9026940
SWIVEL CEILING BRACKET		1780906	9026929
ONE TOUCH CEILING BRACKET		1780907	9028544
ADJUSTABLE WALL MOUNT BRACKET		1780909	9026930
DOUBLE ADJUSTABLE WALL MOUNT BRACKET		1780910	
CEILING FIXING PLATE		1782789	
RIPPLE FOLD STRAIGHT ARM		1780946	9026936
RIPPLE OVERLAP ARM KIT		1780947	9026937
SMALL RIPPLE UNDERLAP ARM KIT		1782321	9026935
SMALL RIPPLE OVERLAP ARM KIT		1782320	

## Compatible Curtain Accessories

Item Number	Description
9026571	CURTAIN RAIL 6.3M - WHITE
9026572	CURTAIN RAIL 6.3M - MILL FINISH
1782084	HIGH PERFORMANCE BELT - 60M
1781416	HEAVY DUTY STRAIGHT ARM
1781417	HEAVY DUTY OVERLAP ARM KIT
1782316	HEAVY DUTY RAIL JOINT
1782301	RIPPLE SNAP TAPE (4-1/4") 91.4M
1780953	HEAVY DUTY RIPPLE FOLD BUTT ARM KIT
1782319	ONE WAY BUTT ARM
9027045	ADJUSTABLE RIPPLE FOLD ARM
9027179	90 DEGREE MOTOR ADAPTOR
1780908	TOP MOUNT KIT
1780954	PULLEY STOPPER ASSEMBLY
9015443	GLYDEADCT DATA CABLE
9014599	DRY CONTACT SETTING TOOL (trade price only - no discounts apply)

**For more information or to view the full range of Somfy Curtain motors and accessories, please refer to the Somfy Curtain Databook or contact your trusted Somfy Curtain partner.**