

GDT 100

NEW

Product reference	2 400 606
EAN Code	366084 900606 8
Pack dimensions (L x H x D)	76,5 x 15 x 20 (cm)
Weight	6,995 (kg)
Pack type	Colour box
Minimum order	1
Delivery mode	According to delivery (palette or box)

Cancels & replaces	-
Guarantee	3 years
Marketing date	February 2006


MADE IN FRANCE
www.somfy.com

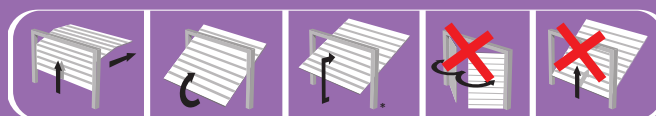
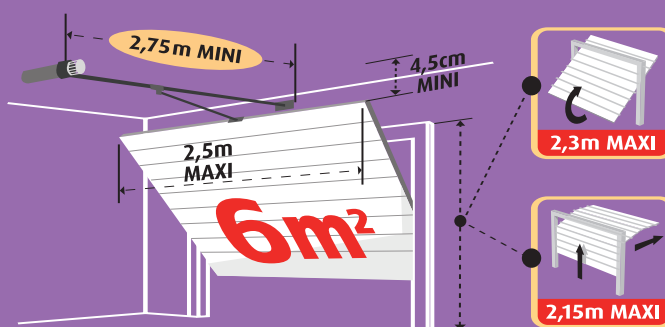

Pack content

- 1 motor head without connectors
- 2 customisable remote controls (black and brown)
- 1 lamp 25W
- 1 motor head bracket
- 1 motor fastening tab
- 1 chain-cable assembly
- 1 tube in 4 parts (4x80 cm)
- 1 carriage
- 1 lintel yoke
- 1 door yoke
- 1 linking arm
- 1 bag of accessories
- 1 installation manual



Scope of application


Max height:	Sectional door	2.15m
	Overlapping door	2.30m
Max surface of the door:		6 m ²
Max width of the door:		2.50m
Min height under lintel:		45mm
Min height under ceiling:		40mm
Min length of the garage:		2.75m
Number of cycles (opening/closing) per day		10
Operating temperature		-20°C / 40°C



* With accessories in option

Arguments

- Technology based on tubular motor, a Somfy know-how, ensures minimum footprint for optimum performance
- "Anti-intrusion" closing for enhanced safety
- Backup actuation: internal manual release possible


 HOME
MOTION BY

somfy®

Functional characteristics

- **Obstacle detection safety:** movement reversed against obstacle when closing and door stopped against obstacle when opening, facility fully compliant with standard EN 60335-2-95
- **Adjustment of closing force and displacement** according to door characteristics
- **Economic, low consumption, product:** low standby consumption (< 2W)
- **Lighting** (25W) of your motorisation is integrated with a protection grid
- **Soft-Stop :** slow speed when closing the door



Compliance with standards

This product meets strictly the provisions and main safety specifications imposed by the directive according to standard reference **EN 60335-2-95**. Declarations of compliance: www.somfy.com/CE

Technical specifications

Motor & Kit

Traction force	500 N
Power supply voltage	230 V
Type of motor	24 V
Standby consumption	2 W max
Ceiling fastening bar	1 x 70 cm
Fastening accessories and bolts	Included
Linking arm	Straight
Independent lighting	25W, E14
Lighting timeout	2 minutes
Built-in electronics	yes
Built-in radio receiver	yes
Customisable remote controls	x 2 – 2 channels

Operating specifications

Radio frequency	433 MHz
Maximum number of channels	12
Slow speed	upon closing
Adjustable slow speed	no
Automatic mode	no

Connectors for accessories

Photocells	no
Amber flashlight	no
Gate contact	no
Backup battery	no
Key switch	no
Wire code keypad	no
2-channel indoor wall switch	no