

# How To:


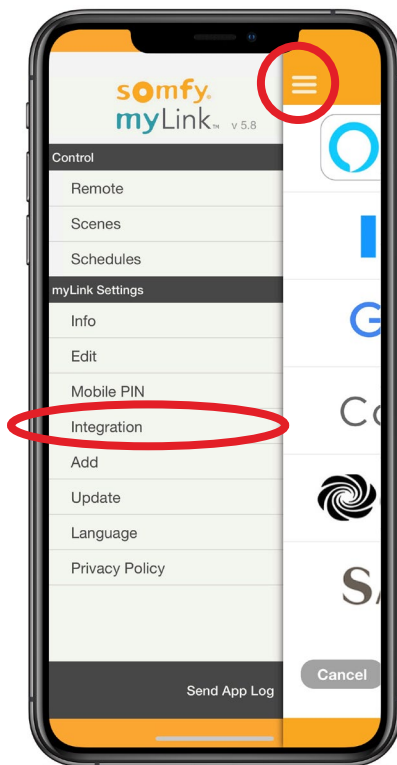
Connect your Somfy myLink™ with Amazon Alexa  
**Step-by-Step Guide**



## STEP 1

### Get Started with Amazon Alexa

- > In your Somfy myLink app, SELECT the menu bar at the top left corner.
- > SELECT “Integration.”
- > SELECT the “Amazon Alexa” icon.



# Option 1


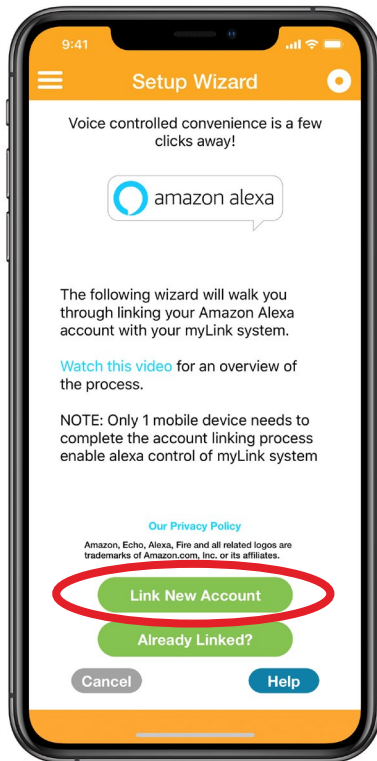
## Linking a New Amazon Account

Connecting the Somfy myLink app with a **new** Amazon Alexa account.

*Information for an existing account will follow*

## STEP 2

### Link New Account



> SELECT "Link New Account."

> In the Setup Wizard, SELECT the "Link New Account" button if:

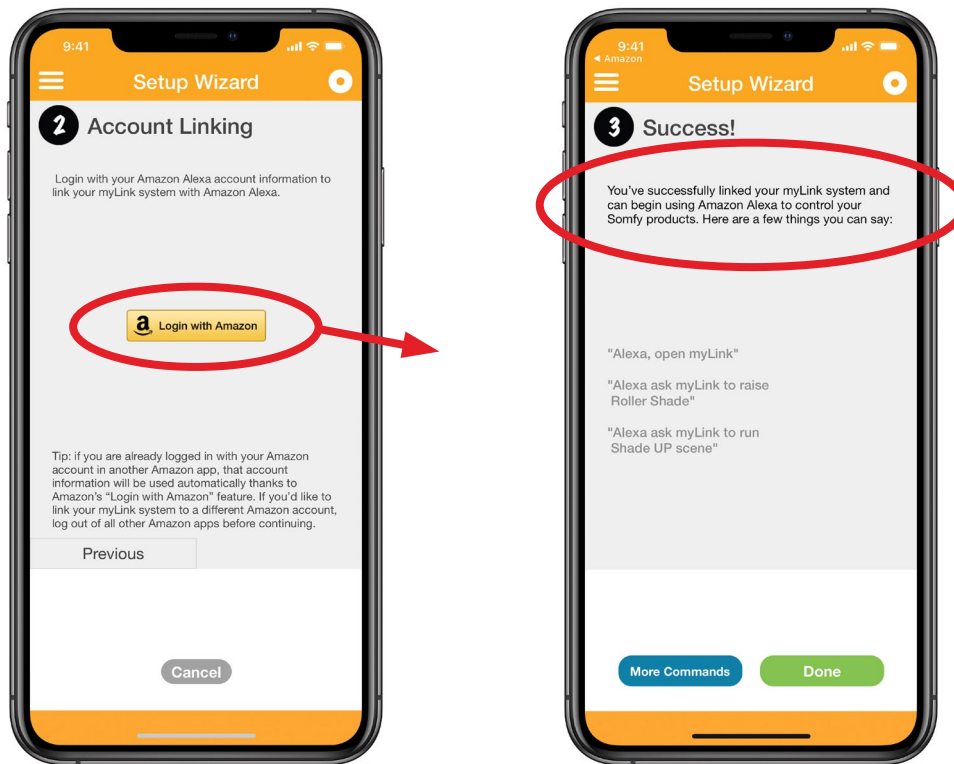
- You are connecting your Amazon account to your myLink app for the 1st time.
- You have deleted / reinstalled all apps and would like to setup your existing myLink system from scratch.

> The Setup Wizard will now take you to the "Enabling Skill" screen.

> SELECT "Next."

## STEP 2 (cont.)

### Link New Account



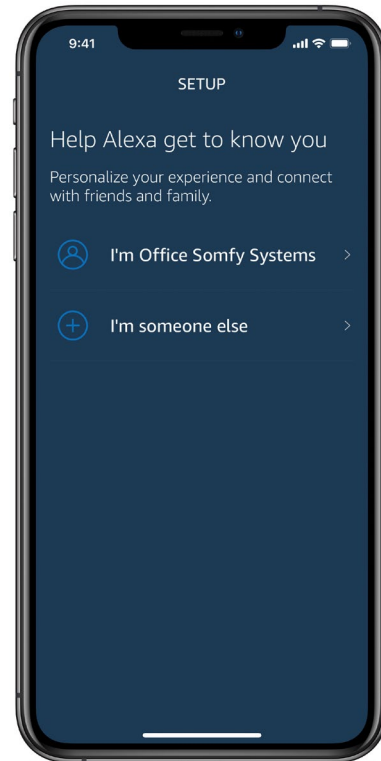
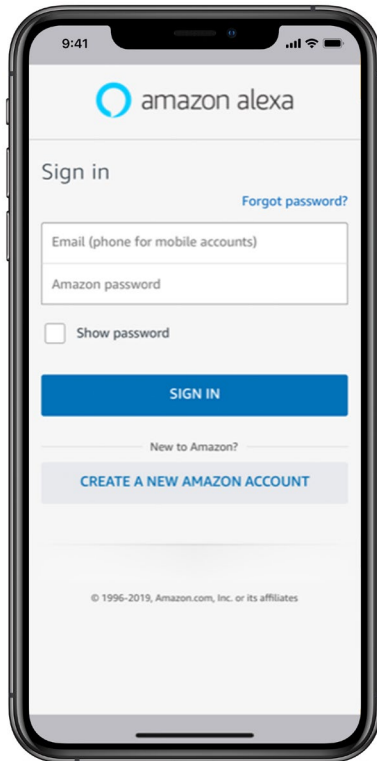
- > SELECT "Login with Amazon" to continue.
- > Next, you'll see the Success screen in the Setup Wizard. Your myLink app has been successfully linked to your Amazon Alexa account.

## STEP 2 (cont.)

### Link New Account

#### NOTE:

**The Somfy myLink skill must be enabled through your Amazon Alexa app.**



- > In the Amazon Alexa app, sign in using your associated Amazon email address.
- > Next, enter your Amazon password.
- > Next, SELECT “Sign In” to continue.

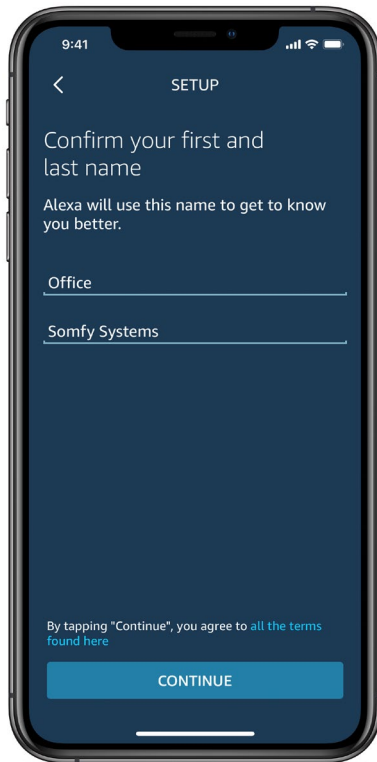
***If you are new to Amazon, you’ll need to “Create a New Amazon Account” by selecting this button at the bottom of the sign in screen. You will be prompted through Amazon’s set-up process.***

- > On this screen, confirm you are the user associated with the email credentials entered on the previous screen. OR, select that you are someone else.

***In this example, we’ll SELECT “I’m Office Somfy Systems.”***

## STEP 2 (cont.)

### Link New Account

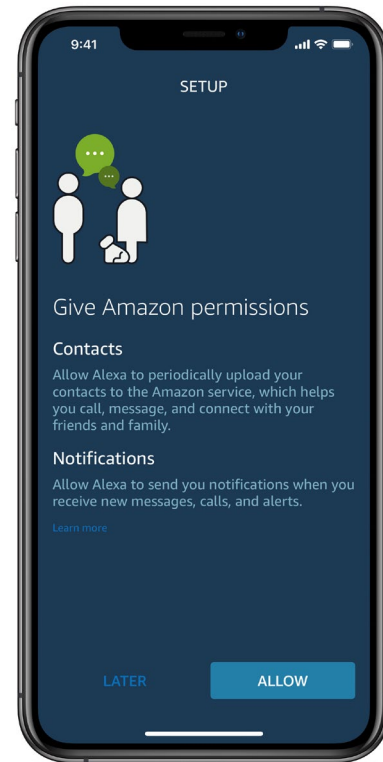


> Confirm your First and Last name.

> SELECT "Continue."

#### **NOTE:**

**By selecting "Continue," user is agreeing to all of Amazon's terms and conditions.**

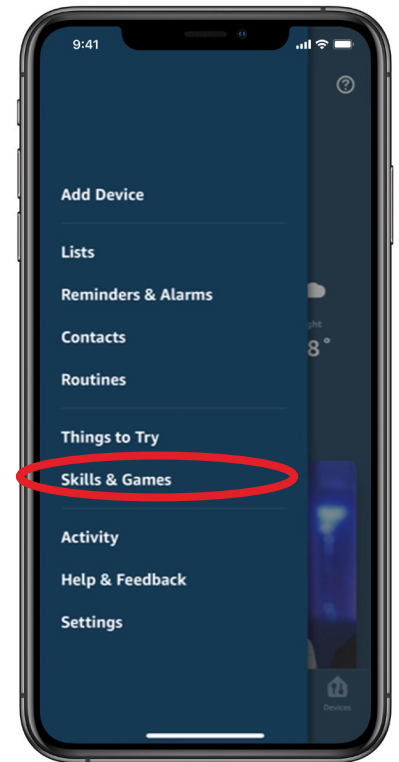
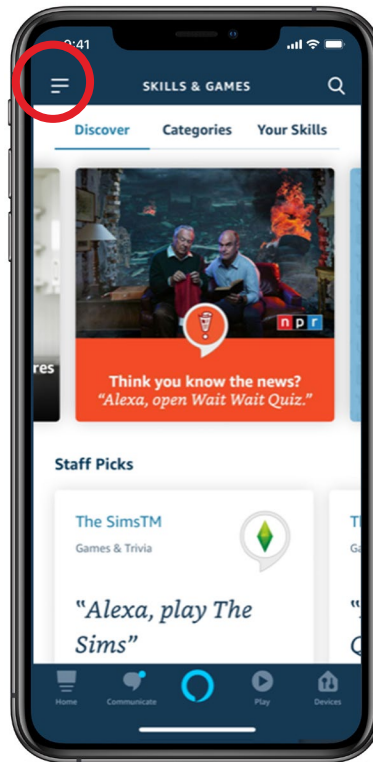
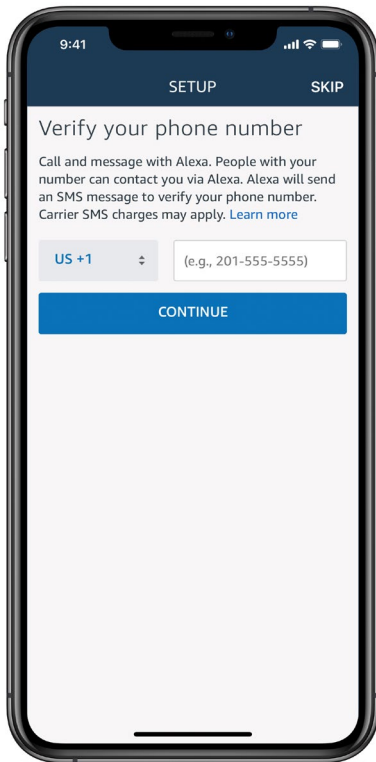


> If you would like Alexa to have permissions to your Contacts and to send Notifications when you receive new messages, calls, and alerts, SELECT "Allow."

> Or, SELECT "Later" if you want to do this step at another time.

## STEP 2 (cont.)

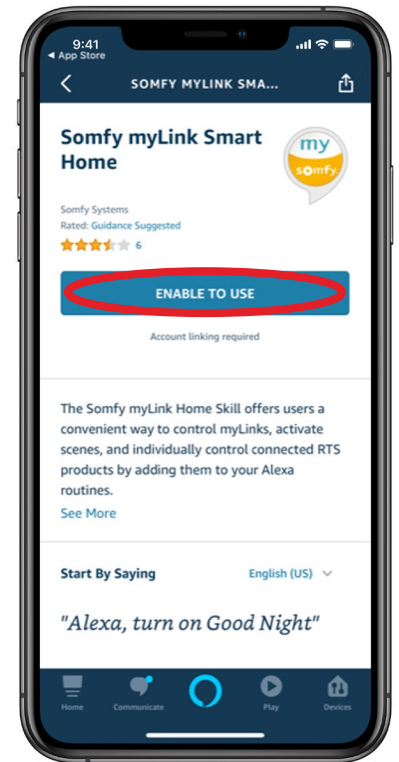
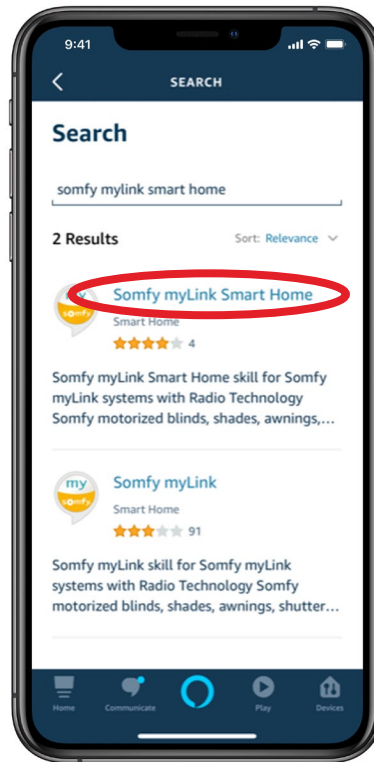
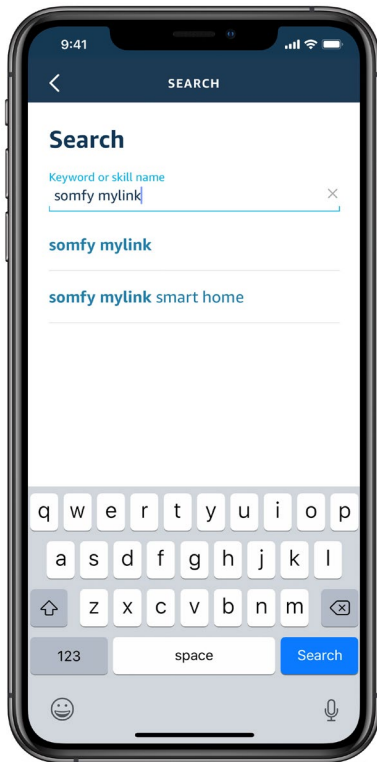
### Link New Account



- > In order to use Amazon Alexa to send/receive calls and messages, you'll need to verify your phone number.
- > SELECT "Continue" when finished, or SELECT "Skip" if you prefer not to use these features at this time.
- > On the main menu of the Alexa app, SELECT "Skills & Games" to search for the Somfy myLink skills.

## STEP 2 (cont.)

### Link New Account



- > In the Amazon Alexa search field, TYPE “Somfy” or “myLink” or “Somfy myLink” to find all related myLink skills for Alexa.
- > SELECT “Somfy myLink Smart Home.”
- > SELECT “Enable to Use.”

#### **NOTE:**

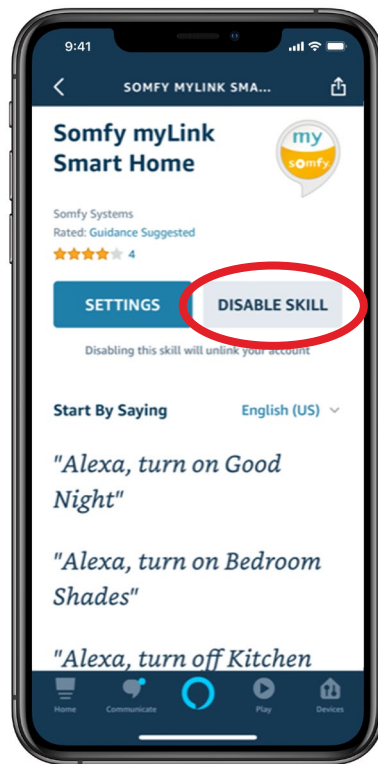
**Using the “Somfy myLink Smart Home” skill enables users to create and execute Routines.**

**Routines** are a series of actions from one or more devices using a single voice command, or triggered by time of day, or other device triggers (such as sensors).



## STEP 2 (cont.)

### Link New Account



- > To Enable / Disable the skill, select the corresponding button.
- > When setting the skill for the first time (or after unlinking your account), the ENABLE SKILL button will be visible.

**NOTE:**

***Disabling the Somfy myLink Smart Home skill in the Amazon Alexa app will unlink your Somfy myLink account. You may be prompted to log back in.***

**You can now control your RTS Somfy-motorized solutions with Amazon Alexa.**

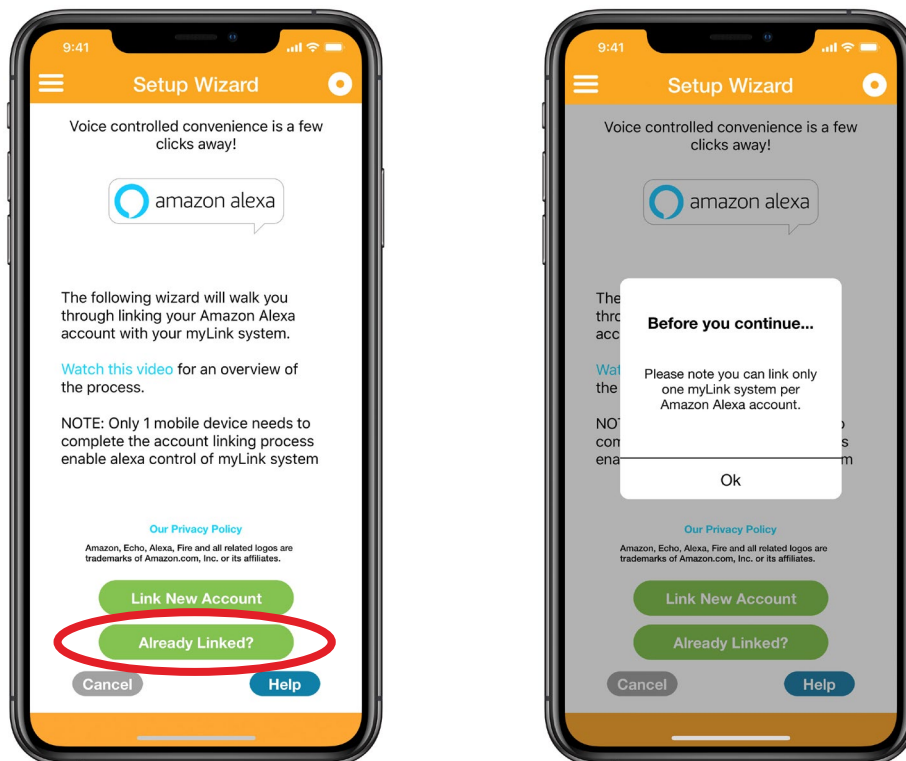
## Option 2

### Linking an Existing Amazon Account

Connecting a Somfy myLink to an **already linked** Amazon Alexa account?

## STEP 2

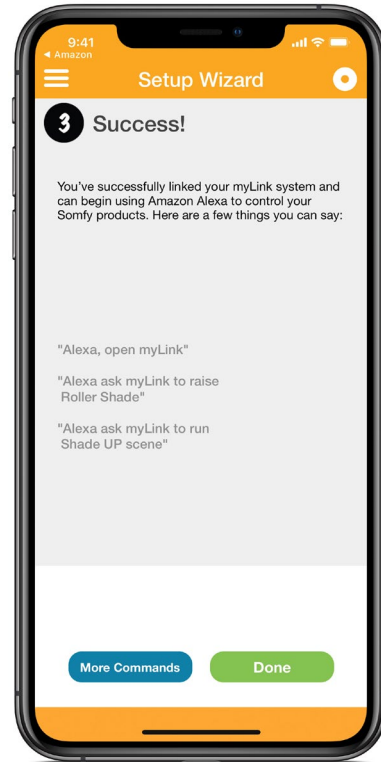
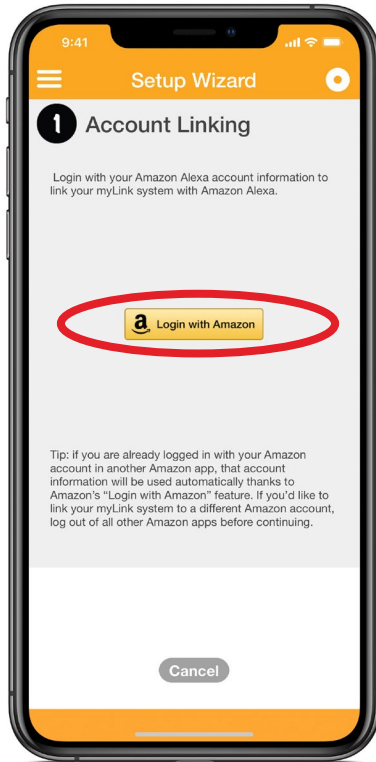
Already Linked?



- > In the Setup Wizard, SELECT the “Already Linked?” button if you are reconnecting your Amazon Account to your myLink app.
- > SELECT “Ok” after reading “Before you continue...” pop-up screen.

## STEP 2

### Already Linked?

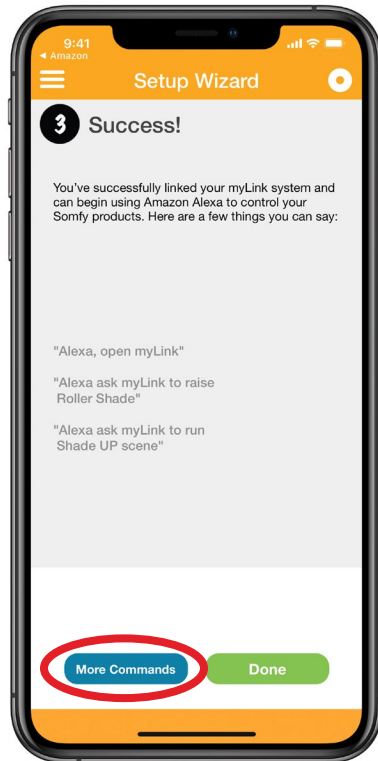


- > On the Setup Wizard's Account Linking page, SELECT "Login with Amazon."

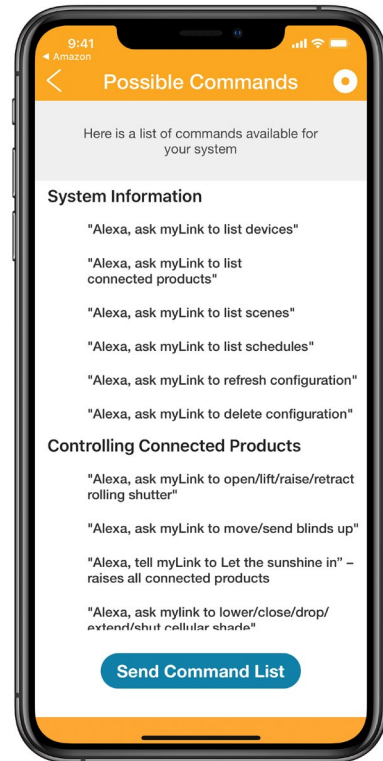
*Please ensure that you are not logged into any Amazon apps when attempting to link accounts.*

- > Once connected, you will automatically see the Success! screen in the Setup Wizard.
- > You can SELECT the "More Commands" button for a complete list of voice control options using the Alexa skills.
- > When you are finished, SELECT "Done."

# More Voice Commands



- > SELECT **"More Commands"** to see a complete list of voice commands for your newly connected Somfy myLink.



- > **List of commands.** Create your own personal routines in the Amazon Alexa app to control your Somfy-powered RTS solutions.

**SOMFY®** is the leading global manufacturer of strong, quiet motors with electronic and app controls for interior window coverings and exterior solar protections. Over 270 million users worldwide enjoy the more than 170 million motors produced by Somfy. During the past 50 years, Somfy engineers have designed products for both the commercial and residential markets to motorize window coverings such as interior shades, wood blinds, draperies, awnings, rolling shutters, exterior solar screens and projection screens. Somfy motorization systems are easily integrated with security, HVAC and lighting systems providing total home or building automation.

**SOMFY SYSTEMS INC  
SOMFY NORTH AMERICAN HEADQUARTERS**

121 Herrod Blvd.  
Dayton, NJ 08810  
P: (800) 22-SOMFY (76639)  
NJ: (609) 395-1300  
F: (609) 395-1776

**FLORIDA**

1200 SW 35th Ave.  
Boynton Beach, FL 33426  
P: (800) 22-SOMFY (76639)  
F: (561) 995-7502

**CALIFORNIA**

15301 Barranca Parkway  
Irvine, CA 92618-2201  
P: (800) 22-SOMFY (76639)  
F: (949) 727-3775

**SOMFY ULC**

**SOMFY Canada Division**

5178 Everest Drive  
Mississauga, Ontario L4W2R4  
P: (800) 66-SOMFY (76639)  
CN: (905) 564-6446  
F: (905) 238-1491

[www.somfysystems.com](http://www.somfysystems.com)

A BRAND OF **SOMFY** GROUP

© Copyright Somfy Systems, Inc. 4/2019

IMAGES: Arnaud Childeric, Semaphore, Mike Kaskel, Lukkien  
Amazon, Alexa, and all related logos are trademarks of Amazon.com, Inc. or its affiliates.

L-0311

